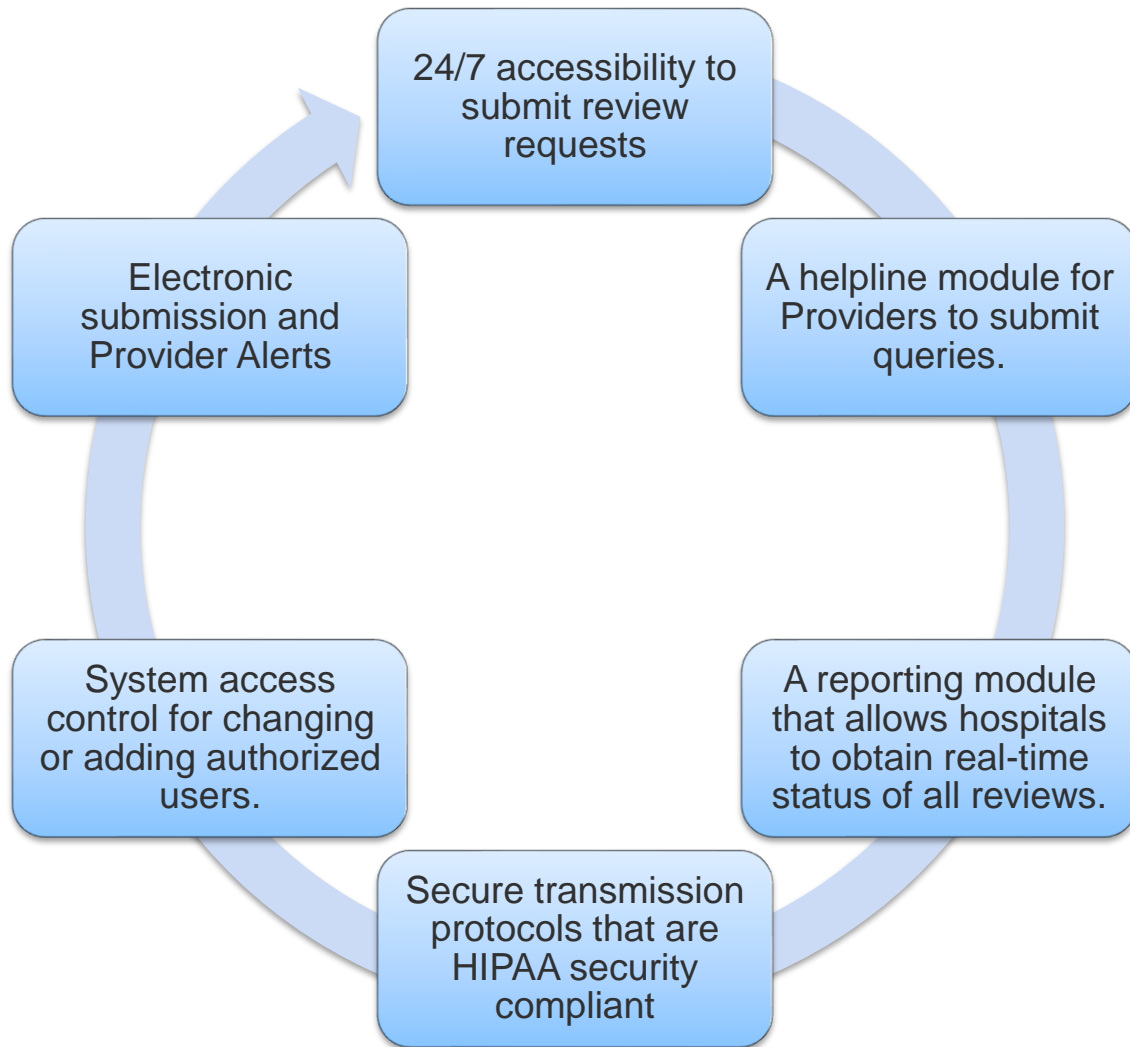


Inpatient Services

2017

Overview of eQsuite®



Who can access eQsuite

New Users:

You will need to complete and submit an access form.

(Once received and entered you will receive an email confirmation with your user name and password)

System Administrator:

- ✓ The person assigned will be responsible keeping all user accounts updated. *(Email address/phone numbers etc.)*
- ✓ You will have the ability to create additional User Accounts.
- ✓ Keeping all users informed of any updates or notifications sent from eQHealth.



Return Completed and Signed Forms
Attention: Provider Outreach
Fax: 855-440-3747
Email: provideroutreach@eqhs.org

Inpatient General Acute Care Services Request for eQSuite® Access

All information must be complete for processing

NOTICE: It is important to notify us immediately when contacts change to ensure effective and timely communications. Check here if this is a request for a change in previously submitted contact information. ☐

Provider Name:			
Mailing Address:			
Provider Medicaid Number:	Provider Type:	NPI:	

Handwritten forms cannot be accepted

Contact Type	Contact Name (First & last name)	Email Address (required)	Telephone Number
System Administrator			

FORM MUST BE SIGNED BY THE ADMINISTRATOR OR CEO

Administrator or CEO (PLEASE PRINT NAME & TITLE)

Signature: _____
Date: _____

Inpatient Requests

Please note that as of (August 1, 2016), eQHealth Solutions stopped accepting faxed authorization requests. This is a reminder that all inpatient requests need to be entered via eQSuite online. If you are having difficulty or need assistance with using the online portal please reach out to us directly for further assistance.



Exempt from review

- | | |
|--|--|
| <ul style="list-style-type: none">❖ Death on the day of admission❖ Maternal addiction program❖ Outpatient observation❖ Hospice related care❖ Transplant procedures up to 1 year post transplant | <ul style="list-style-type: none">❖ Qualified Medicare Beneficiaries (QMB)❖ Specified Low Income Medicare Beneficiaries (SLMB)❖ Individuals who are inmates of public institutions on the day of admission
<i>(Unless there is documentation that states the inmate was released)</i>❖ Admissions for recipients enrolled in certain Medicaid managed care plans when the benefit plan has not been exhausted |
|--|--|

Review Completion Timeframes

Review Type	Completion Timeframe (1 st Level)	Referred to Physician/Peer Reviewer (2 nd Level)
Initial (Admission)	4 hours	Within 1 business day of the receipt of the complete request
Continued Stay	4 hours	Within 1 business day of the receipt of the complete request
Balanced Budget Act (BBA)	1 Business Day	Within 2 business days of the receipt of the complete request
Retrospective Review •Post Discharge •Undocumented Non Citizen •Medically Needy or Retroactive Medicaid Eligibility	20 Business days <u>Note:</u> ▪Review is performed when Medicaid eligibility is determined retroactively and after discharge ▪The review request must be submitted within 12 months of the FLMMIS date of determination	Within 20 business days of the receipt of the complete request

Review Status Determinations

- **PEND** Additional information is being requested
- **1st Level Review** The review is currently being reviewed
- **2nd Level Review** If medical necessity cannot be made at 1st level review gets referred to a physician reviewer
- **Technical Denial** Non compliance or inconsistency with an Agency administrative policy review
- **Denial** Partial and full denials are based on medical necessity and ONLY done by 2nd level physician reviewer according to Florida law
- **Cancel** Duplicate request, No Medicaid Eligibility

Partial and full denials have Reconsideration (Recon) and Fair Hearing rights.
Recipients or their parent/legal guardian need to be aware of this Due Process.
There are time limitations for requests which are outlined in the denial letters.

Fee for Service (DRG)

Services	Clinical Submission should include	Claim is paid
<ul style="list-style-type: none">▪Medical/Surgical▪Acute Inpatient Psych▪Inpatient Rehab	<ul style="list-style-type: none">▪The 1st Inpatient day <p>(Clearly indicate the date of admission-Do <u>NOT</u> submit clinical for observation days)</p>	<ul style="list-style-type: none">▪DRG

Clinical Documentation

Important information regarding submitting your clinicals supporting documentation

- ✓ Provide supportive rationale for the day of the admission include presenting signs and symptoms and medication administration.

Examples:

**If the patient is admitted with shortness of breath provide the O2 sat*

**If the patient is admitted with chest pain, provide the troponin and EKG results*

**If the patient is admitted for electrolyte imbalance, provide the lab values*

- ✓ Provide the patients previous medical history that is relevant to the admission. For surgical admissions clarify if the request is for a pre-op day or day of surgery, if its is for the pre op explain the medical necessity for the pre-op day
- ✓ If the patient is being converted from observation to inpatient, please provide the supportive rationale for the day the patient is converted to inpatient.
- ✓ If the patient is being transferred , please state clearly what service the patient is being transferred for that are not available at the current facility.

Undocumented Non-Citizen

Services	Clinical submission should include	Claim paid as
▪Medical/Surgical	▪Daily clinicals for the entire length of stay	▪PER DIEM
Exceptions: Delivery Services	▪Daily clinicals for the entire length of stay	▪DRG

How to Improve your Undocumented Citizen Review Outcomes

Clinical Supporting documentation should include:

- ✓ Relevant past medical history; including the reason for admission to the hospital with focus on the emergent condition and all interventions delivered to relieve that emergent situation.
- ✓ Daily supporting documentation should address the need for continued inpatient treatment. Include, at minimum interventions performed and medication administration. Documentation in the record of when the health care team identifies stabilization of the emergent condition.

These reviews are for the consideration of the clinical support of a life threatening emergency requiring acute admission and the determination of dates covered is through the stabilization of that emergency.

Note: If an undocumented citizen receives Medicaid during the stay, the state of eligibility at the time of admission will apply the entire stay. A new case should not be submitted.

BBA Eligible

Services	Clinical submission should include	Claim paid as
▪Medical/Surgical ▪Acute IP Psych	▪Daily clinicals for the entire length of stay	▪DRG

- Prior Authorization review is required for adults age 21 and older who incur an emergency admission and have exhausted their 45-day inpatient Hospital benefit
- If you submit a reconsideration on a BBA request this does not change the DRG payment.
- The state of the recipients eligibility at the time of admission will apply to the entire stay.

Example: If a review is submitted with an admission date of May 1st and the stay crosses over the fiscal year you should NOT be entering a new review.
(Fiscal Year: July 1st-June 30th)

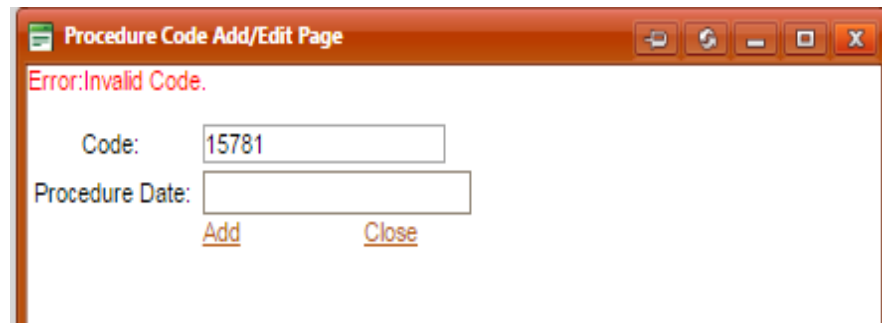
Other Services

TB (Provided by a designated provider)	SIPP (Statewide Inpatient Psychiatric Program)	Dialysis
<ul style="list-style-type: none"> ✓ Clinicals should be submitted for the entire length stay ✓ Per Diem 	<ul style="list-style-type: none"> ✓ Clinicals should be submitted for the entire length of stay ✓ Per Diem 	<p>Undocumented Non-Citizen:</p> <ul style="list-style-type: none"> ✓ Clinicals should be submitted for the entire length of stay ✓ Per Diem <p>Supporting Documentation:</p> <ul style="list-style-type: none"> ✓ If patient has history of End Stage Renal Disease or presents with Acute Renal Disease the supporting documentation should indicate the first date of dialysis.

CPT Codes vs ICD-10 PCS Codes

2017 ICD-10 PCS

- ❖ CMS Guidelines- ICD-10 PCS Codes (Procedure Coding System) should be entered in for Medicaid inpatient requests.
- ❖ Any attempts to enter a CPT Code on the Procedure Code Item tab for an Inpatient request will result in an “**Error: Invalid Code**” and no description of the code will appear.
- ❖ eQHealth cannot provide the code you should be using. You will need to research and choose the appropriate code for your request.



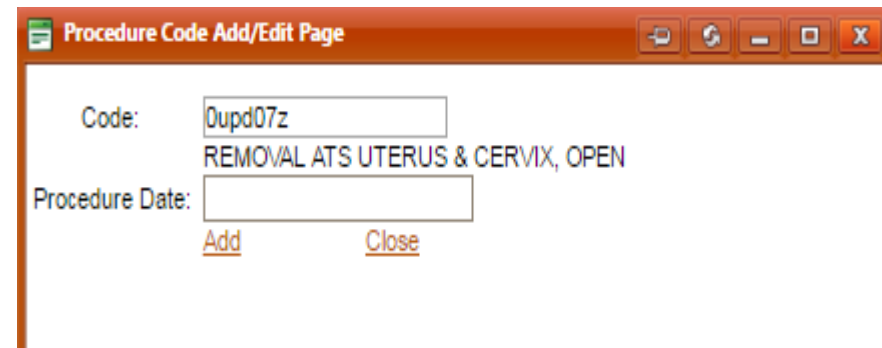
Procedure Code Add/Edit Page

Error: Invalid Code.

Code: 15781

Procedure Date:

[Add](#) [Close](#)



Procedure Code Add/Edit Page

Code: 0upd07z
REMOVAL ATS UTERUS & CERVIX, OPEN

Procedure Date:

[Add](#) [Close](#)

Resources to find the correct Procedure Code

1

- You can contact the scheduling Hospital directly to obtain the correct Procedure Code (HIM, Health Information Management or Scheduling Dept)

2

- You can reference the ICD 10 Data Website <http://www.icd10data.com/ICD10PCS/Codes>

3

- You can reference the CMS Website <https://www.cms.gov/Medicare/Coding/ICD10/2017-ICD-10-PCS-and-GEMs.html>

Authorization/Billing

Inpatient requests only receive 1 Prior Authorization number
(There is no longer a 120 day limit)

Both the Physician and the Hospital can bill using the same Prior Authorization number, separate requests should not be entered.

FLMMIS does not compare CPT codes vs PCS codes on claims

eQHealth determination does not guarantee Medicaid payment for services. Eligibility for and payment of Medicaid services are subject to all terms and conditions and limitations of the Medicaid program

Requirement and Exceptions

Recipients under the age of 21 require prior authorization for Bariatric Surgery, Hysterectomy, and Elective C Sections

All other elective scheduled surgeries for recipients under 21 do not require prior authorization.

FL Medicaid reimburses for emergency services (Including labor and delivery and dialysis services) provided to undocumented citizens who otherwise meet all eligibility requirements. Medicaid will not pay for continuous episodic services after the emergency has been alleviated

Important Things to remember

You are required to enter the entire length of stay

Example: *If the date of admission is 4/1/17 and the DC is 7/1/17 but the recipient only has Medicaid eligibility for partial days, you must still enter your request with the entire date span.*

If you need to make changes to a review please contact our Customer Service Department

(i.e. Date changes, Cancellation)

Phone:855-444-3747

Authorization requests should be submitted with the date of admission. If a request is approved and there is no eligibility on that date a Prior Authorization Number will **NOT** generate.

Note: *If a request is submitted to change the admission date clinical data must be submitted to support medical necessity for the new date.*

LIVE DEMONSTRATION

eQHealth Resources

Phone: 855-444-3747

Fax: 855-440-3747

(General inquiries/questions)

Provider Website:

FL.EQHS.ORG

(Provider Forms/Education and Training Material)

Provider Outreach Email:

PR@EQHS.ORG

(Provider Education/Training Assistance)